



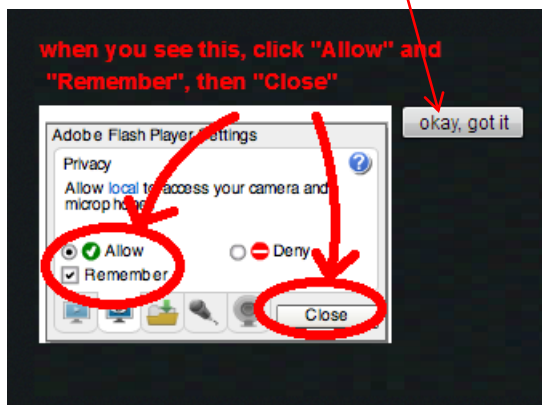
RECORD MP3

Record MP3

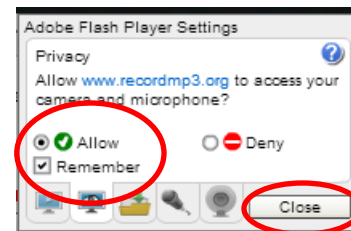


Record MP3 is a free MP3 recorder online that allows you to record and save to your files for importing into podcasts or other projects.

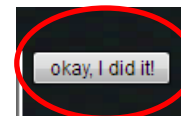
- Logon to www.recordmp3.org/
- Follow directions to set-up the player
- Read directions and click okay, got it



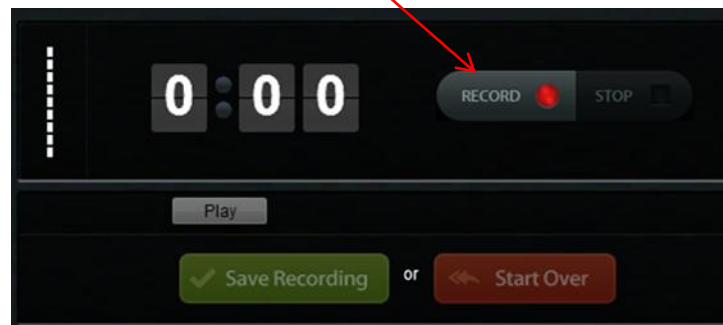
- Click on Allow
- Click on Remember
- Click on close



- Setting are set and you see the box again
- Click on Okay, I did it!
- You are ready to record



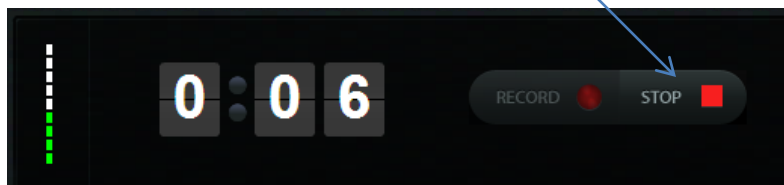
- Click on Record





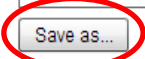


RECORD MP3

- Record and when you are done recording click on Stop



- Click on Play to hear your recording 
- Click on Save Recording 
- The recording will process


- Click on Save as
Recording uploaded to:
<http://www.recordmp3.org/bQN32.m> <- Click to copy


- Title the recording so you remember the name

File name:

- Click on Save 

It saves your document to your files as an MP3 Format Sound File



If you do not like the recording then click on Start Over to Record again

